



SCIENTIFIC
REGISTRY OF
TRANSPLANT
RECIPIENTS

SRTR: Hot Topics

Jon Snyder, PhD

Director of Transplant Epidemiology

Scientific Registry of Transplant Recipients

Hennepin Healthcare Research Institute

Disclosures

The views expressed are my own and do not necessarily reflect the official policies of the U.S. Department of Health and Human Services, nor does mention of trade names, commercial practices, or organizations imply endorsement by the U.S. Government.

Welcome to Minnesota!

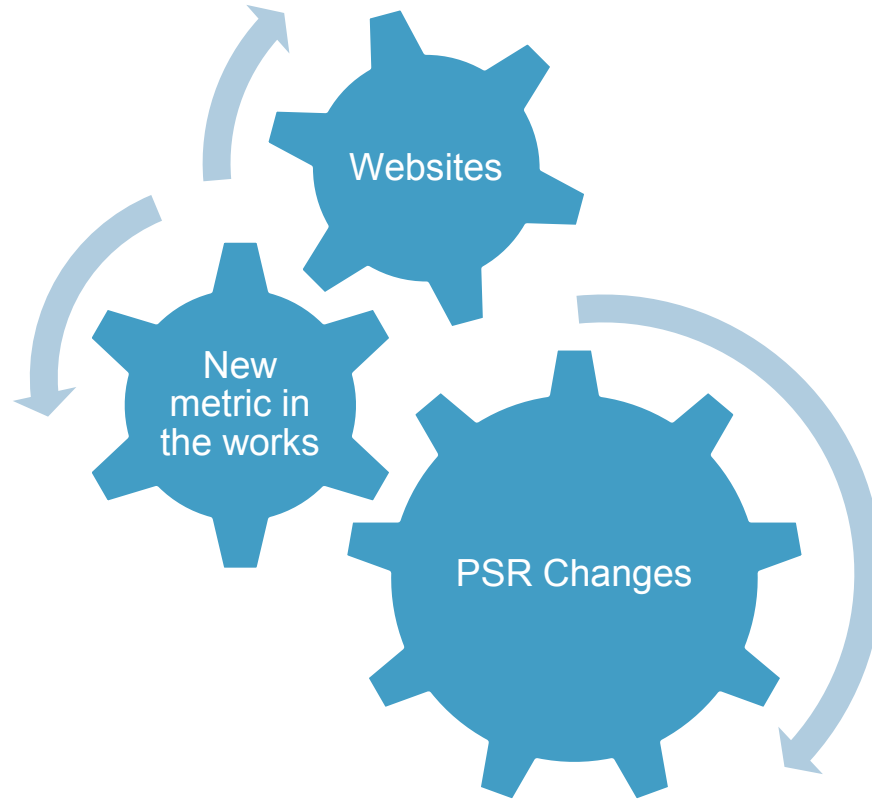


Total Lakes (>10 acres):

11,842

Minnesota has **90,000** miles of shoreline, more than California, Florida and Hawaii combined.

Hot Topics



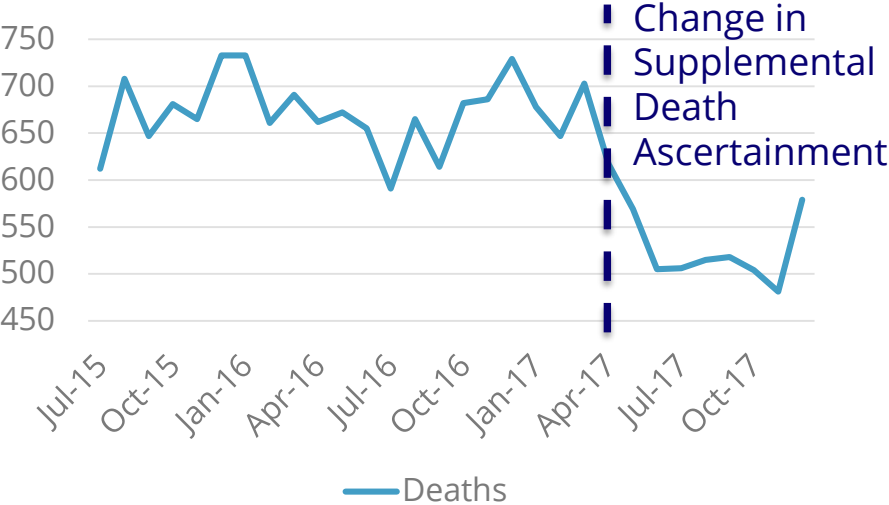


SCIENTIFIC
REGISTRY OF
TRANSPLANT
RECIPIENTS

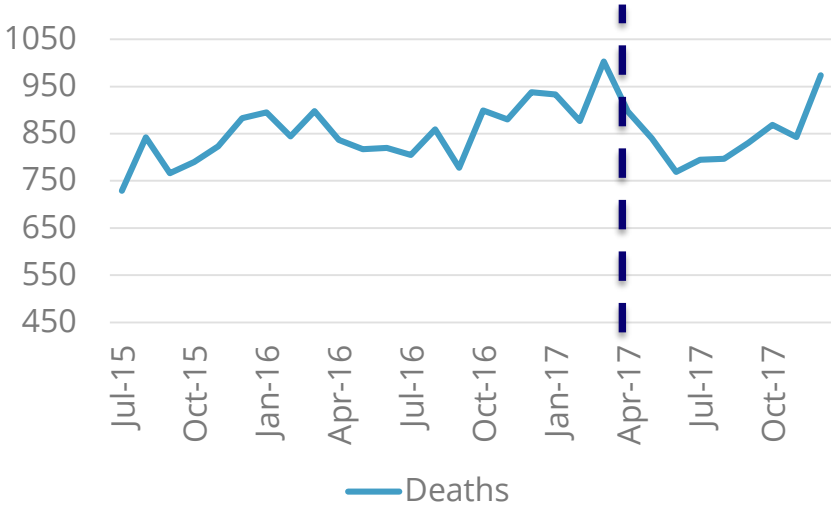
2018 PSR Delay

Trends in Post-Kidney-Transplant Deaths by Month

Pre-August 2018 (Pre-fix)

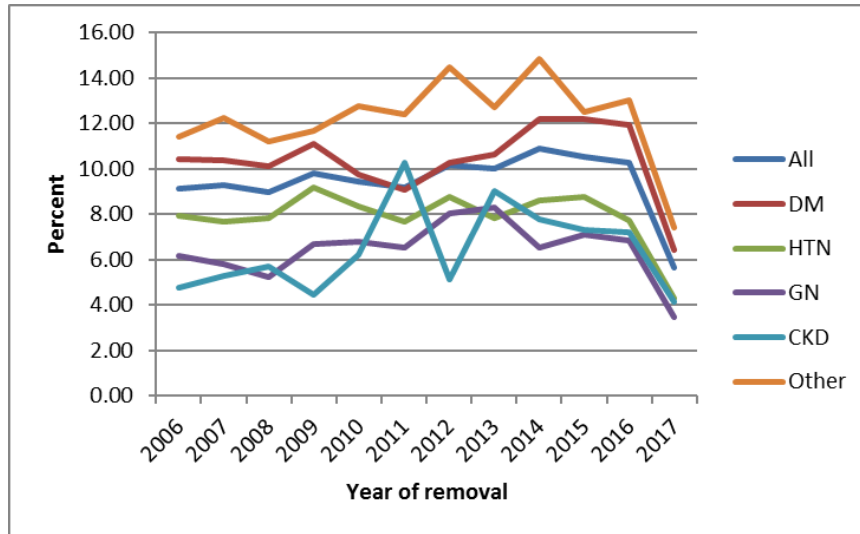


August 2018

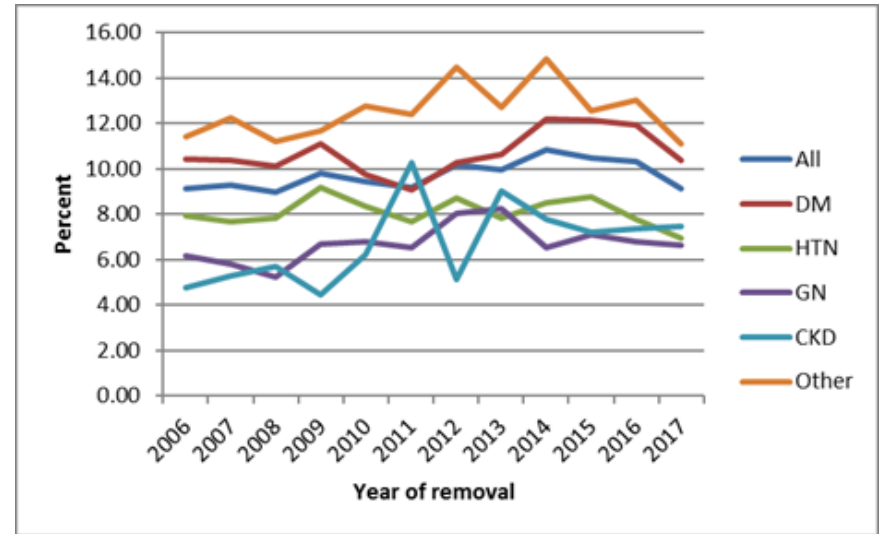


Kidney Waitlist Mortality: 6 month mortality after removal

Pre-August 2018 (Pre-Fix)




August 2018



Timeline for Release

| | July 2018 PSRs | January 2019 PSRs & OSRs (on schedule) |
|------------------------|--------------------|--|
| Draft data review | April 2018 | October 2018 |
| Secure preview release | September 13, 2018 | December 16, 2018 |
| Public release | October 9, 2018 | January 7, 2019 |




SCIENTIFIC
REGISTRY OF
TRANSPLANT
RECIPIENTS

Changes to the PSRs

PSR Changes in 2018

Classification of Adult and Pediatric Patients

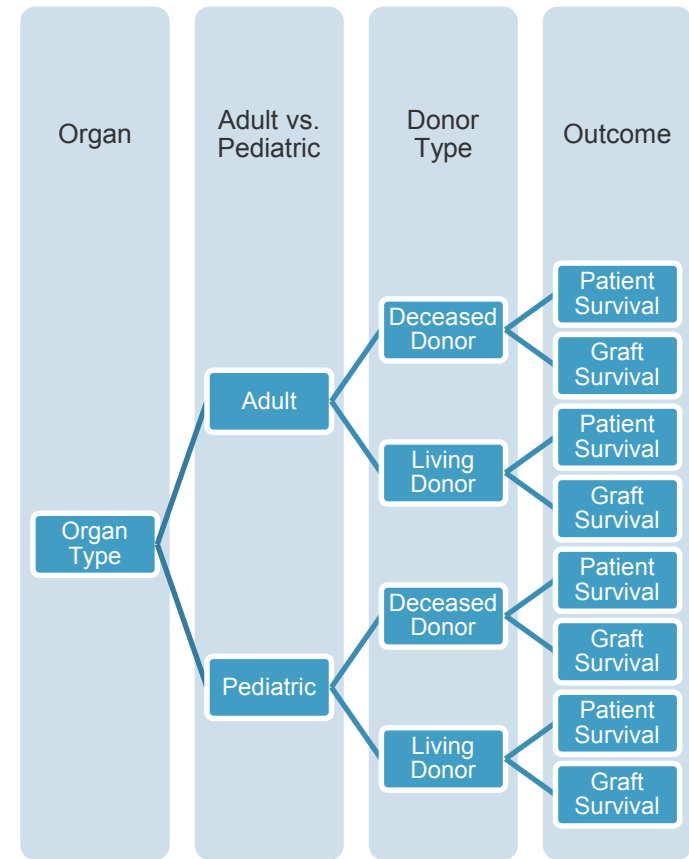
- Pediatric status is now determined at the time of listing. A patient transplanted after their 18th birthday but listed prior to their 18th birthday will remain classified as a pediatric patient.



PSR Changes in 2018

Full Set of Evaluations for all Subpopulations of Interest

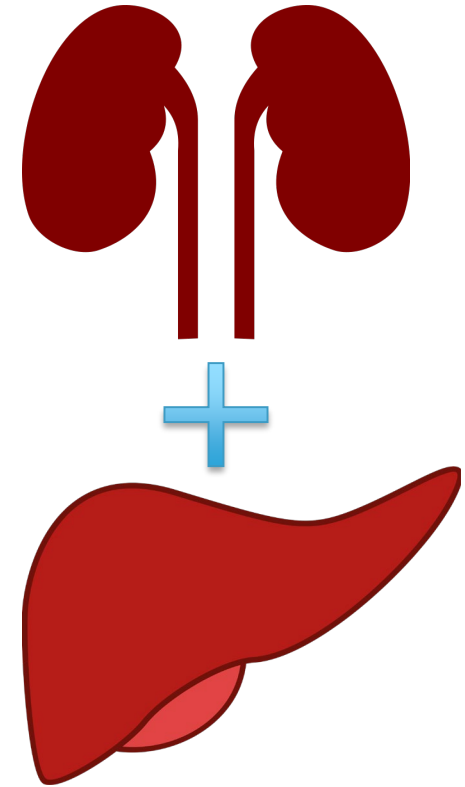
•SRTR will be producing full evaluation sets, some subpopulations may be unadjusted if too few events to produce adjusted evaluations. Meant to create a complete set and provide a “safety net” evaluation.



PSR Changes in 2018

Multi-Organ Evaluations

- SRTR is now reporting unadjusted outcomes for multi-organ recipients in the PSRs (separate from single-organ recipients), and is now producing risk adjustment models that can produce expected outcomes for multi-organ recipients.

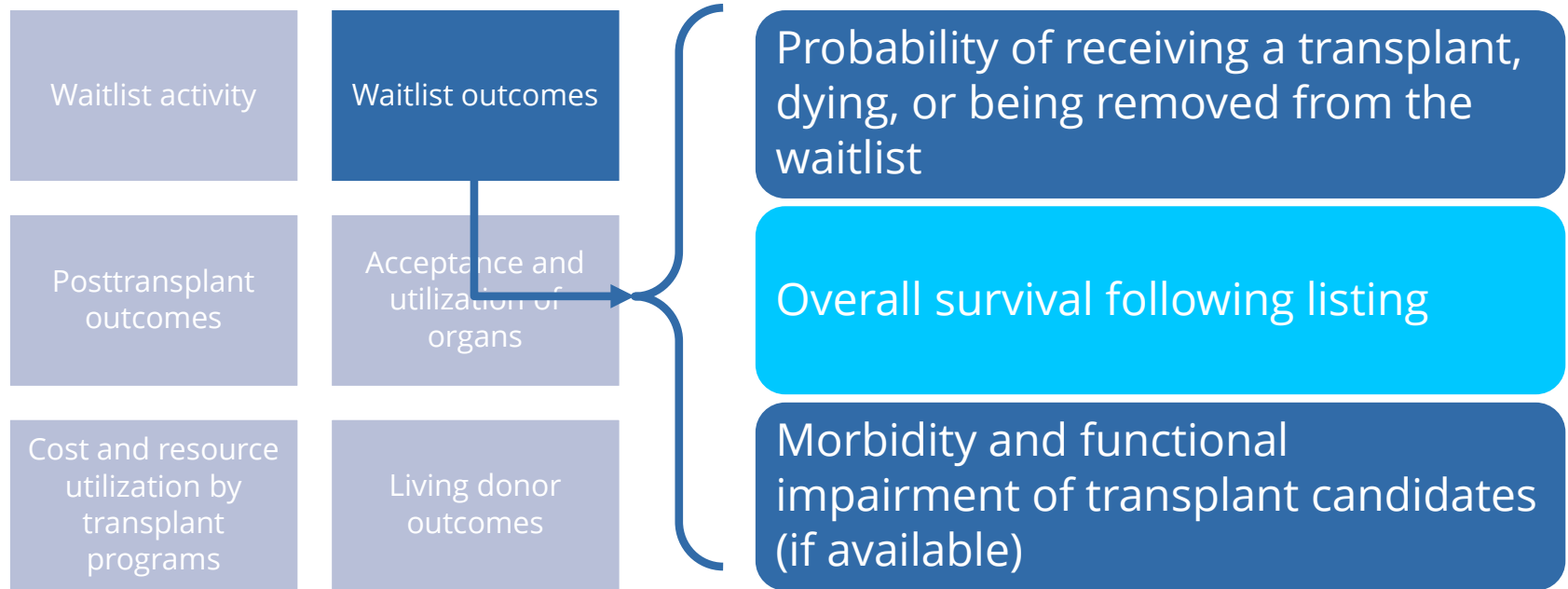




SCIENTIFIC
REGISTRY OF
TRANSPLANT
RECIPIENTS

SRTR New Metrics

SRTR contractual reporting obligations:



Why Survival from Listing

Most similar to an intent-to-treat analysis for the candidate experience after listing and potentially the most relevant for public reporting

- At which program do patients experience the best survival after listing?

The OPTN Final Rule and the SRTR contract states that survival from listing will be included in the PSRs



SCIENTIFIC
REGISTRY OF
TRANSPLANT
RECIPIENTS

SRTR Websites

New SRTR Secure Website Coming Early 2019



Log In

Enter your email address and password to continue.
To keep SRTR secure, passwords expire after 60 days
of inactivity.

EMAIL ADDRESS

PASSWORD

[SHOW](#)

[Forgot your password?](#)

[LOG IN](#)

Government Regulations

You are accessing a U.S. Government information system, which includes (1) this computer, (2) this computer network, (3) all computers connected to this network, and (4) all devices and storage media attached to this network or to a computer on this network. This information system is provided for U.S. Government-authorized use only.

Unauthorized or improper use of this system may result in disciplinary action, as well as civil and criminal penalties.

By using this information system, you understand and consent to the following:

- You have no reasonable expectation of privacy regarding any communications or data transiting or stored on this information system. At any time, and for any lawful Government purpose, the

New SRTR Secure Website Coming Early 2019



SCIENTIFIC REGISTRY OF
TRANSPLANT RECIPIENTS

HOME

ADMIN

REPORTS

FAQ

CONTACT SRTR

YOUR PROFILE

Reports

CURRENT RELEASE

COMMENTS

ARCHIVES

CUSUM CHARTS

PATIENT LISTS

CUSUM charts

[Learn more about CUSUM charts](#)

PROGRAM

MONTH

COHORT AGE

SURVIVAL TYPE

PRINTABLE VERSION

DOWNLOAD DATA (CSV)



SRTR Beta Website: Version 2

Incorporates 9 improvements in response to feedback

Compare Each center to the National Rates.



[HIDE NATIONAL RATES >>](#)

The table shows expected outcomes for an average patient at a typical program within the tier. [Learn more.](#)

| | | | | | |
|--|-----|-----|------|-----|------|
| | 4 | | | | |
| Survival On the Waitlist (Deaths Per 100 years of waiting) | 7.4 | 6.3 | 5.3 | 4.6 | 3.3 |
| Getting A Transplant Faster (Transplants Per 100 years of waiting) | 5.2 | 8.7 | 12.7 | 18 | 30.4 |
| 1-Year Kidney Survival (% with functioning transplant at 1 year) | 93 | 94 | 95 | 96 | 97 |

Click column headers below to sort the results. Click [here](#) to learn about information provided on this page.

| | | | | | | |
|---|----------|--------------------------------------|------------------------------------|--------------------------|--|------------------------|
| 1 | DISTANCE | DECEASED DONOR TRANSPLANTS IN A YEAR | LIVING DONOR TRANSPLANTS IN A YEAR | SURVIVAL ON THE WAITLIST | 7 | 5 |
| | | | | | GETTING A DECEASED DONOR TRANSPLANT FASTER | 1-YEAR KIDNEY SURVIVAL |

7 **i** For kidney transplant candidates, this measure has the largest impact on survival after listing. *1 year kidney survival* includes only candidates who received a transplant.

Hospital A

City, State

N/A

144
ADULTS

11
ADULTS



[View Summary Data](#)

[View Complete Report \(PDF\)](#)

9 Note: Future outcomes may be different from past outcomes. Groups (numbers of bars) do not represent the outcome for each individual.

**Director
Transplant
Epidemiology**

Jon Snyder, PhD, MS

**Medical
Editor**

Nan Booth, MSW, MPH, ELS

Biostatisticians

Nicholas Salkowski, PhD

Andrew Wey, PhD

David Zaun, MS

Noelle Hadley, MS

Sally Gustafson, MS

David Schladt, MS

Melissa Skeans, MS

Tim Weaver, MS

Investigators

Bertram Kasiske, MD FACP

Ajay Israni, MD, MS

Allyson Hart, MD, MS

**Marketing &
Comm.**

Mona Shater, MA

Amy Ketterer

**Project
Managers**

Katherine Audette, MS

Alyssa Herreid, MPH

Bryn Thompson, MPH

**IT, Web,
Database,
Simulation**

Ryan Follmer

Carl Fils-Aime

Mark Fredrickson

Patrick Johnson

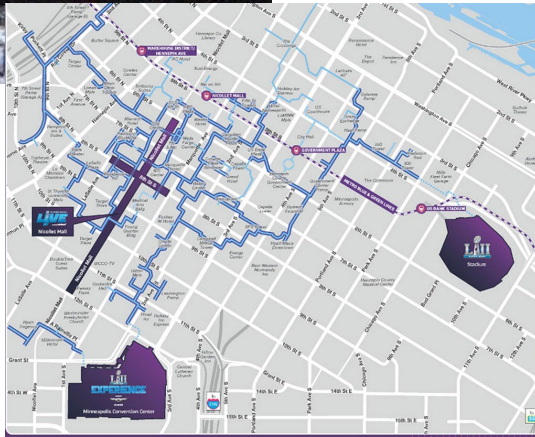
Joshua Pyke, PhD

Eugene Shteyn, MS

**Administrative
Assistant**

Pamela Giles

Welcome to Minnesota!



Minneapolis' **skyway** system connecting **52 blocks** (**nearly 5 miles**) of downtown makes it possible to live, eat, work and shop without going outside.



SCIENTIFIC
REGISTRY OF
TRANSPLANT
RECIPIENTS

Thank you...

Questions or feedback: jsnyder@SRTR.org



[@SRTRNews](https://twitter.com/SRTRNews)



[Scientific Registry of Transplant Recipients](https://www.linkedin.com/company/scientific-registry-of-transplant-recipients/)



[SRTR](https://www.youtube.com/SRTR)